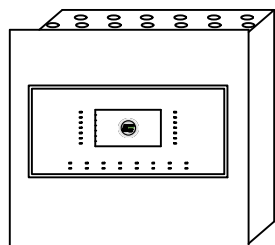
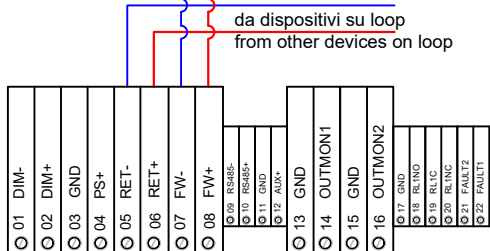


- IT
- collegare la schermatura a terra in un solo punto (in centrale)
  - la schermatura deve essere continua su tutto il cavo
  - i conduttori devono essere isolati dalla schermatura
- EN
- connect the shielding to the ground at one point only (at the control panel)
  - the shielding must be continuous on the entire cable
  - the conductors must be isolated from the shielding

# SIREN FOR FIRE DETECTORS CONNECTION CABLAGGIO SIRENA PER RILEVATORE ANTINCENDIO



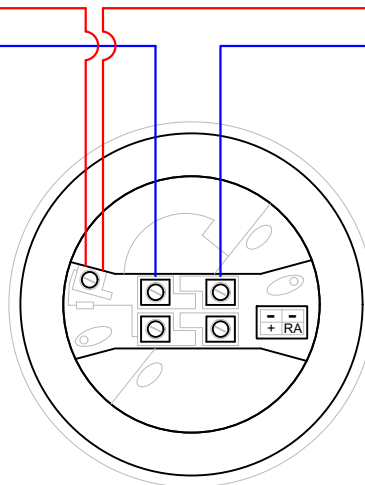
twisted and shielded cable with two wires  
cavo twistato e schermato a due conduttori  
LSZH GR4 EN50200 CEI20-36/20-37



CONNECTOR on CARD TD595  
CONNETTORE su SCHEDA TD595

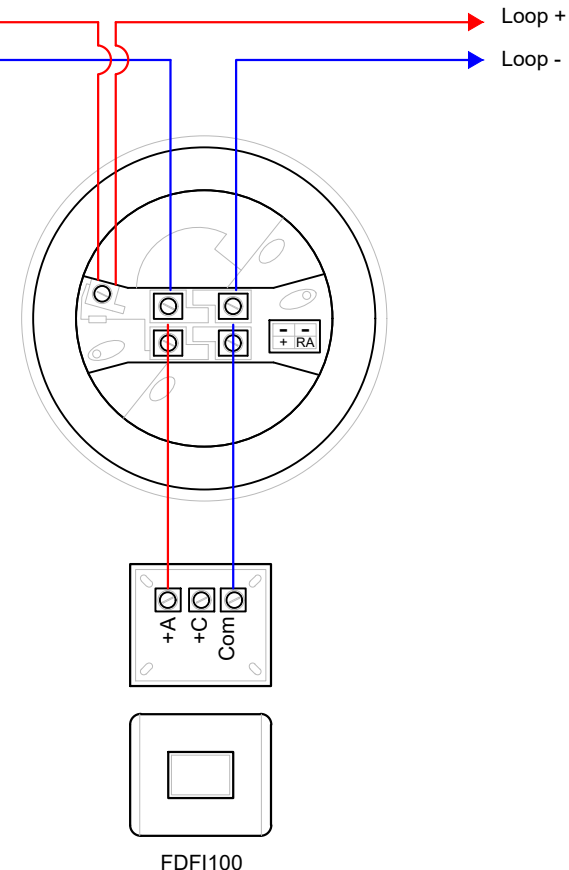
da dispositivi su loop  
from other devices on loop

32 TONE SIREN FOR FIRE DETECTORS  
SIRENA A 32 TONI PER RILEVATORE ANTINCENDIO  
mod. FDVBS100/32



32 TONE SIREN FOR FIRE DETECTORS  
WITH OPTICAL REMOTE

SIRENA PER RILEVATORE ANTINCENDIO  
CON RIPETITORE OTTICO  
mod. FDVBS100/32 + FDFI100



Distances with detectors, modules I/O or call points (max 240 for loop)

- 1250 mt. 2x0,5 mmq
- 1850 mt. 2x0,75 mmq
- 2500 mt. 2x1 mmq
- 3500 mt. 2x1,5 mmq
- 5000 mt. 2x2,5 mmq

For addressable sounder or wireless receivers the distance depends on the quantity of devices.

Distanze con sensori, moduli I/O o pulsanti (max 240 per loop)

- 1250 mt. 2x0,5 mmq
- 1850 mt. 2x0,75 mmq
- 2500 mt. 2x1 mmq
- 3500 mt. 2x1,5 mmq
- 5000 mt. 2x2,5 mmq

Per sirene indirizzate o ricevitori via radio la distanza viene dimensionata in funzione del numero di dispositivi.



MOD. MINIONE

mod. FDVBS100/32

N°017

FAMILY: FIRE SYSTEM TYPE: ACCESSORIES FOR ADDRESSED DETECTORS



TELEDATA®

20132 MILANO - Via Giulietti, 8  
Tel. +39 02-2592795 +39 02-27201352 Fax +39 02-2593704